

Performance Commentary

Global equities climbed in October as solid corporate earnings boosted investor confidence and – at least temporarily – trumped worries about persistent inflation and supply chain interruptions. SKAGEN Global outperformed its benchmark index in October. The fund ended the month ahead of its benchmark year-to-date as well as when measured over 1-year, 3-year and 5-year time periods. The fund's best absolute performer was the technology behemoth Microsoft, which delivered spectacularly strong revenue growth in the most recent quarter, a testament to the power of scalability and innovation behind its business model. The fund's worst absolute performer was the payment company Visa which is out of favour with investors as global travel struggles to gain momentum. In addition, the company flagged that a return to the pre-pandemic levels of its lucrative cross-border payment streams may not be achieved until 2023. We will comment on portfolio trading activity, if any, at quarter end. SKAGEN Global remains attractively valued for long-term investors, although the near-term upside has moderated somewhat, reflecting the positive returns generated over the past few months.

The fund selects undervalued companies from around the world, including emerging markets, with attractive risk-reward for long-term investors.

The objective is to provide the best possible risk adjusted return.

The fund is suitable for those with at least a five year investment horizon.

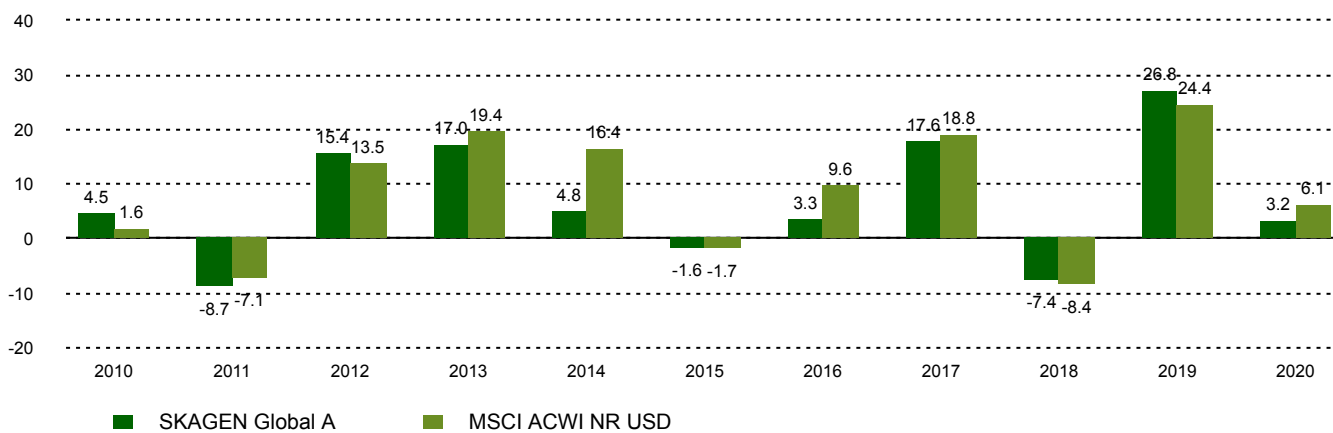
Historical performance (net of fees)

Period	SKAGEN Global A	Benchmark index
Last month	6.3%	2.9%
Year to date	32.1%	20.7%
Last year	47.4%	37.7%
Last 3 years	17.0%	13.8%
Last 5 years	14.7%	12.9%
Last 10 years	10.6%	11.8%
Since start	12.2%	4.1%

Fund Facts

Type	Equity
Domicile	Norway
Launch date	07.08.1997
Morningstar category	Global Large-Cap Blend Equity
ISIN	NO0008004009
NAV	322.09 CHF
Fixed management fee	1.00%
Total expense ratio (2020)	1.00%
Benchmark index	MSCI ACWI NR USD
AUM (mill.)	3710.72 CHF
Number of holdings	32
Portfolio manager	Knut Gezelius

Performance last ten years



Contributors in the month



Largest contributors

Holding	Weight (%)	Contribution (%)
Microsoft Corp	6.27	0.84
Intercontinental Exchange	3.12	0.49
Alphabet Inc	5.53	0.42
Canadian Pacific Railway	2.84	0.39
Old Dominion Freight Line	2.62	0.39



Largest detractors

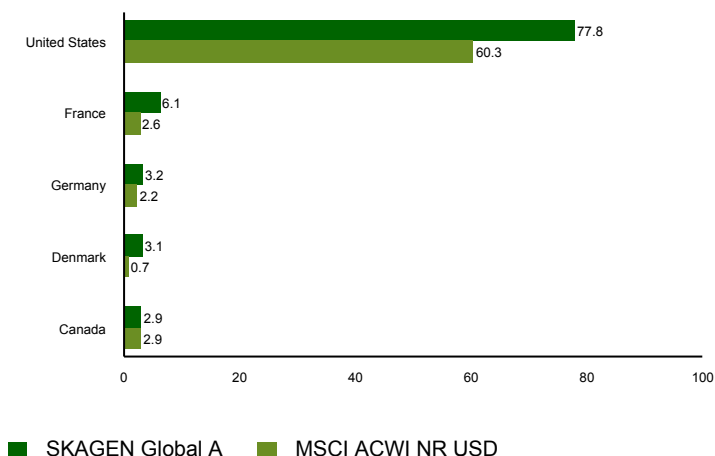
Holding	Weight (%)	Contribution (%)
Visa Inc	3.81	-0.30
Mastercard Inc	3.71	-0.24
DSV A/S	3.27	-0.21
Samsung Electronics Co	1.81	-0.20
MarketAxess Holdings	1.91	-0.12

Absolute contribution based on NOK returns at fund level

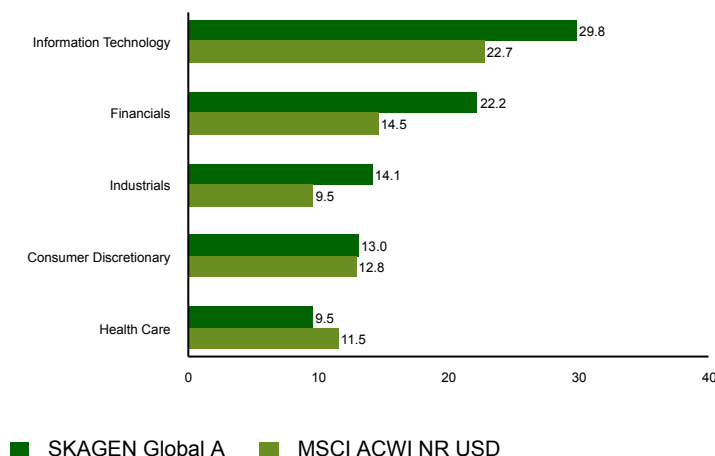
Top ten investments

Holding	Sector	Country	%
Microsoft Corp	Information Technology	United States	6.6
Alphabet Inc	Communication Services	United States	5.6
JPMorgan Chase & Co	Financials	United States	4.7
Abbott Laboratories	Health Care	United States	3.6
Home Depot Inc/The	Consumer Discretionary	United States	3.6
Nasdaq Inc	Financials	United States	3.6
Edwards Lifesciences Corp	Health Care	United States	3.4
Visa Inc	Information Technology	United States	3.4
Mastercard Inc	Information Technology	United States	3.4
Intuit Inc	Information Technology	United States	3.3
Combined weight of top 10 holdings			41.1

Country exposure (top five)



Sector exposure (top five)



Contact



+47 51 80 37 09



contact@skagenfunds.com



SKAGEN AS, Post Box 160, 4001, Stavanger, Norway

Important information

Historical returns are no guarantee for future returns. Future returns will depend, inter alia, on market developments, the fund manager's skills, the fund's risk profile and subscription and management fees. The performance shown does not take account of any commissions and costs charged when subscribing to and redeeming shares. The return may become negative as a result of negative price developments. Key Investor Information Documents (KIIDs) and Prospectuses for all our funds are available on www.skagenfunds.ch. This document should not be perceived as an offer or recommendation to buy or sell financial instruments. SKAGEN AS does not assume responsibility for direct or indirect loss or expenses incurred through use or understanding of this document. Information for Swiss Investors: ACOLIN Fund Services AG, Leutschenbachstrasse 50, 8050 Zurich, Schweiz is the Legal Representative in Switzerland. The prospectus, the key information documents or the key investor information documents, the statutes and the current Semi-Annual and Annual Report may be obtained, free of charge, from the Swiss Representative. Frankfurter Bankgesellschaft (Schweiz) AG, Börsenstrasse 16, 8001 Zurich, is the Paying Agent in Switzerland. This is an advertising document.