

Performance Commentary

Global equities were choppy in November as continued fear and rhetoric around inflation figures, supply chain bottlenecks and covid flare-ups gripped the market. SKAGEN Global underperformed its benchmark index in November. The fund ended the month ahead of its benchmark year-to-date as well as measured over 1-year, 3-year and 5-year time periods. The fund's best absolute performer was the French luxury goods house Hermès that has executed exceptionally well during the pandemic. In addition, the rising market cap has qualified Hermès for inclusion in the Euro Stoxx 50 index, thus adding further buying pressure from index-oriented (passive) investors. The fund's worst absolute performer was the design and engineering software company Autodesk. The market was disappointed by the company's updated outlook and billings guidance. However, we believe there may be some transitory factors at play here and Autodesk may surprise on the upside in the coming quarters since the underlying business remains solid. We will comment on portfolio trading activity, if any, at quarter end. SKAGEN Global remains attractively valued for long-term investors, although the near-term upside has moderated somewhat in light of the positive gains seen so far in 2021.

The fund selects undervalued companies from around the world, including emerging markets, with attractive risk-reward for long-term investors.

The objective is to provide the best possible risk adjusted return.

The fund is suitable for those with at least a five year investment horizon.

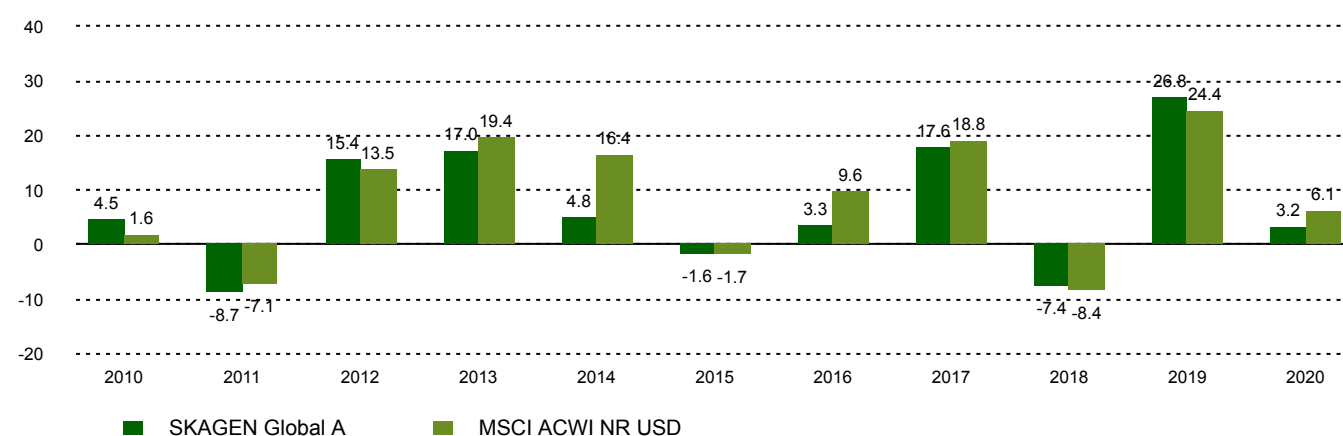
Historical performance (net of fees)

Period	SKAGEN Global A	Benchmark index
Last month	-1.5%	-1.2%
Year to date	30.2%	19.3%
Last year	33.7%	21.7%
Last 3 years	16.0%	13.1%
Last 5 years	13.4%	11.8%
Last 10 years	10.4%	11.6%
Since start	12.1%	4.0%

Fund Facts

Type	Equity
Domicile	Norway
Launch date	07.08.1997
Morningstar category	Global Large-Cap Blend Equity
ISIN	NO0008004009
NAV	317.40 CHF
Fixed management fee	1.00%
Total expense ratio (2020)	1.00%
Benchmark index	MSCI ACWI NR USD
AUM (mill.)	3935.25 CHF
Number of holdings	32
Portfolio manager	Knut Gezelius

Performance last ten years



The benchmark index prior to 1/1/2010 was the MSCI World Index.

Contributors in the month



Largest contributors

Holding	Weight (%)	Contribution (%)
Hermes International	2.82	0.69
Home Depot Inc/The	3.72	0.56
Microsoft Corp	6.63	0.48
Verisk Analytics Inc	2.77	0.39
Old Dominion Freight Line Inc	2.89	0.33



Largest detractors

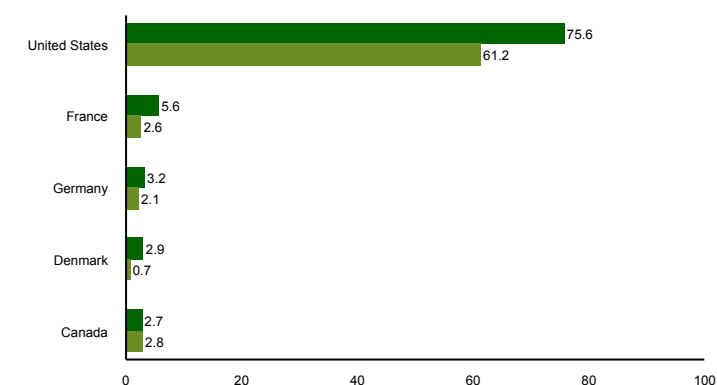
Holding	Weight (%)	Contribution (%)
Autodesk Inc	2.83	-0.37
Bakkafrost P/F	0.64	-0.16
Edwards Lifesciences Corp	3.27	-0.11
Munich Re	3.17	-0.08
Canadian Pacific Railway Ltd	2.87	-0.08

Absolute contribution based on NOK returns at fund level

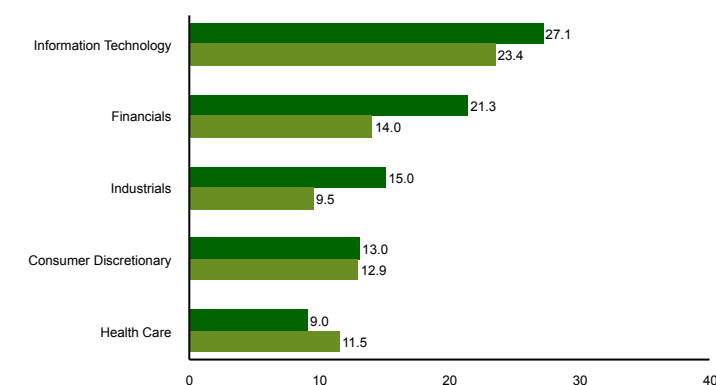
Top ten investments

Holding	Sector	Country	%
Microsoft Corp	Information Technology	United States	6.7
Alphabet Inc	Communication Services	United States	5.5
JPMorgan Chase & Co	Financials	United States	4.7
Home Depot Inc/The	Consumer Discretionary	United States	4.0
Moody's Corp	Financials	United States	3.6
Abbott Laboratories	Health Care	United States	3.6
Nasdaq Inc	Financials	United States	3.5
Waste Management Inc	Industrials	United States	3.5
NIKE Inc	Consumer Discretionary	United States	3.4
Accenture PLC	Information Technology	United States	3.4
Combined weight of top 10 holdings			42.0

Country exposure (top five)


■ SKAGEN Global A ■ MSCI ACWI NR USD

Sector exposure (top five)


■ SKAGEN Global A ■ MSCI ACWI NR USD

Contact



+47 51 80 37 09



contact@skagenfunds.com



SKAGEN AS, Post Box 160, 4001, Stavanger, Norway

Important information

Historical returns are no guarantee for future returns. Future returns will depend, inter alia, on market developments, the fund manager's skills, the fund's risk profile and subscription and management fees. The performance shown does not take account of any commissions and costs charged when subscribing to and redeeming shares. The return may become negative as a result of negative price developments. Key Investor Information Documents (KIIDs) and Prospectuses for all our funds are available on www.skagenfunds.ch. This document should not be perceived as an offer or recommendation to buy or sell financial instruments. SKAGEN AS does not assume responsibility for direct or indirect loss or expenses incurred through use or understanding of this document. Information for Swiss Investors: ACOLIN Fund Services AG, Leutschenbachstrasse 50, 8050 Zurich, Schweiz is the Legal Representative in Switzerland. The prospectus, the key information documents or the key investor information documents, the statutes and the current Semi-Annual and Annual Report may be obtained, free of charge, from the Swiss Representative. Frankfurter Bankgesellschaft (Schweiz) AG, Börsenstrasse 16, 8001 Zurich, is the Paying Agent in Switzerland. This is an advertising document.