

Performance Commentary

Emerging markets took a slight breather in August while global markets saw continued strength. The fund outperformed EM, and we are encouraged by signs that our investment philosophy may be gaining traction after a long period during which expensive growth stocks have outperformed. Among the fund's contributors, LG Chem, which is transitioning from a chemical company to cementing its leadership as a battery manufacturer, delivered better than expected results. LG Electronics recovered after delivering solid earnings with an improved outlook. Hyundai was also fuelled by strong earnings as well as more focus on their strength and potential within future mobility. On the detractors' side, Atlantic Sapphire was affected by the COVID-related slowdown in construction activities and the subsequent impact on near-term harvesting ramp-up and capex profile. The investment case is still exciting, however, as they are getting closer to revolutionising salmon farming by bringing it on shore. We also saw some reversal in performance from Samsung Electronics and Micron Technology as the near-term pricing outlook for memory chips deteriorated. The portfolio now consists of 44 holdings trading at an attractive 11.5x 2020 P/E and 0.9x current P/B, which compares to EM at close to 18x and 1.3x, respectively.

The fund selects low-priced, high-quality companies, mainly in emerging economies.

The objective is to provide the best possible risk adjusted return.

The fund is suitable for those with at least a five year investment horizon.

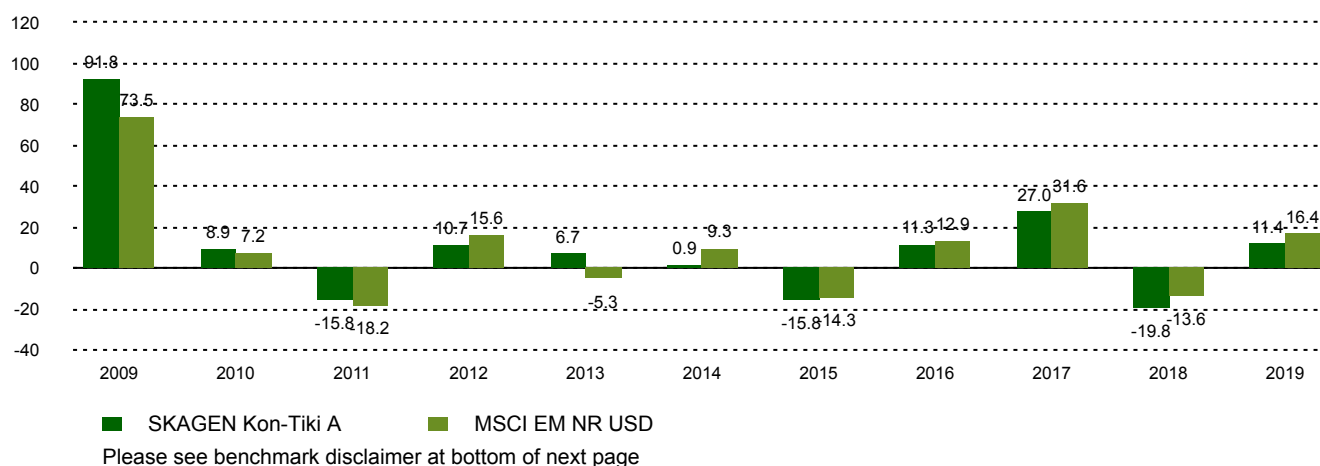
Historical performance (net of fees)

Period	SKAGEN Kon-Tiki A	Benchmark index
Last month	3.0%	1.3%
Year to date	-10.6%	-6.2%
Last year	-2.5%	4.9%
Last 3 years	-4.6%	0.7%
Last 5 years	3.4%	7.3%
Last 10 years	0.7%	2.6%
Since start	8.6%	5.4%

Fund Facts

Type	Equity
Domicile	Norway
Launch date	05.04.2002
Morningstar category	Global Emerging Markets Equity
ISIN	NO0010140502
NAV	87.45 CHF
Fixed management fee	2.00%
Total expense ratio (2019)	1.51%
Benchmark index	MSCI EM NR USD
AUM (mill.)	1366.96 CHF
Number of holdings	44
Portfolio manager	Cathrine Gether Fredrik Bjelland

Performance last ten years



Contributors in the month



Largest contributors

Holding	Weight (%)	Contribution (%)
Hyundai Motor Co	4.96	0.92
LG Chem Ltd	2.39	0.66
LG Electronics Inc	4.47	0.58
Ivanhoe Mines Ltd	4.61	0.33
Turquoise Hill Resources Ltd	1.25	0.30



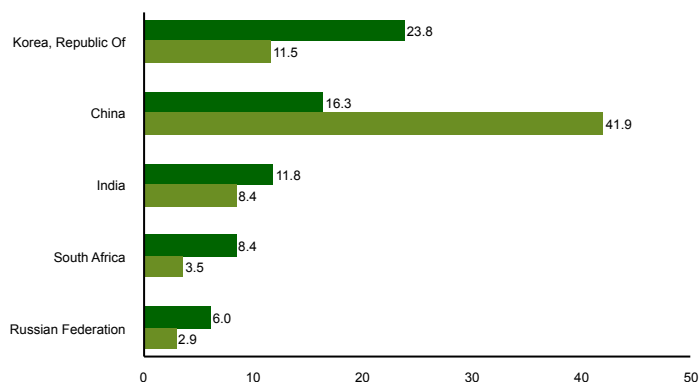
Largest detractors

Holding	Weight (%)	Contribution (%)
Samsung Electronics Co Ltd	7.73	-0.63
Atlantic Sapphire ASA	3.08	-0.45
Naspers Ltd	6.69	-0.40
Micron Technology Inc	2.67	-0.38
Ping An Insurance Group Co	7.44	-0.24

Top ten investments

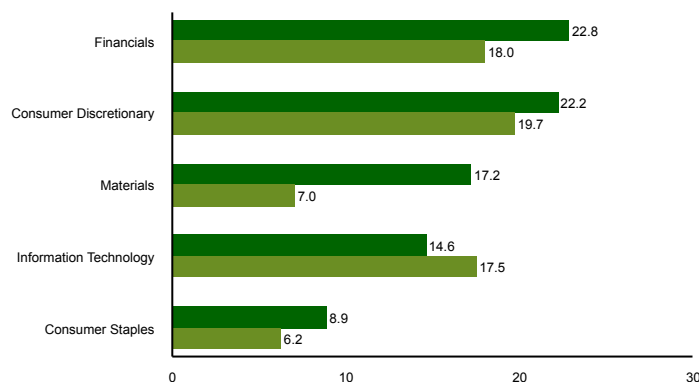
Holding	Sector	Country	%
Ping An Insurance Group Co of China Ltd	Financials	China	7.5
Samsung Electronics Co Ltd	Information Technology	Korea, Republic Of	7.4
Naspers Ltd	Consumer Discretionary	South Africa	6.8
Hyundai Motor Co	Consumer Discretionary	Korea, Republic Of	5.3
UPL Ltd	Materials	India	4.9
LG Electronics Inc	Consumer Discretionary	Korea, Republic Of	4.5
Ivanhoe Mines Ltd	Materials	Canada	4.1
Mahindra & Mahindra Ltd	Consumer Discretionary	India	3.6
Tech Mahindra Ltd	Information Technology	India	3.3
Sberbank of Russia PJSC	Financials	Russian Federation	3.2
Combined weight of top 10 holdings			50.6

Country exposure (top five)



■ SKAGEN Kon-Tiki A ■ MSCI EM NR USD

Sector exposure (top five)



■ SKAGEN Kon-Tiki A ■ MSCI EM NR USD

Contact



+47 51 80 37 09



contact@skagenfunds.com



SKAGEN AS, Post Box 160, 4001, Stavanger, Norway

Important information

Historical returns are no guarantee for future returns. Future returns will depend, inter alia, on market developments, the fund manager's skills, the fund's risk profile and subscription and management fees. The performance shown does not take account of any commissions and costs charged when subscribing to and redeeming shares. The return may become negative as a result of negative price developments. Key Investor Information Documents (KIIDs) and Prospectuses for all our funds are available on www.skagenfunds.ch. This document should not be perceived as an offer or recommendation to buy or sell financial instruments. SKAGEN AS does not assume responsibility for direct or indirect loss or expenses incurred through use or understanding of this document. Information for Swiss Investors: ACOLIN Fund Services AG, Leutschenbachstrasse 50, 8050 Zurich, Schweiz is the Legal Representative in Switzerland. The prospectus, the key information documents or the key investor information documents, the statutes and the current Semi-Annual and Annual Report may be obtained, free of charge, from the Swiss Representative. Frankfurter Bankgesellschaft (Schweiz) AG, Börsenstrasse 16, 8001 Zurich, is the Paying Agent in Switzerland. This is an advertising document.

Benchmark disclaimer: The benchmark index is the MSCI EM Index (net total return), this index did not exist at the inception of the fund and consequently the benchmark index prior to 1/1/2004 was the MSCI World AC Index. This is not reflected in the table/graph above which shows the MSCI EM Index since the funds inception.