



Fund facts

ISIN: NO0008000445

Launch date, share class: 01.12.1993

Launch date, fund: 01.12.1993

Domicile: NO

NAV: 372.69 EUR

AUM: 890 MEUR

Benchmark index: MSCI Nordic/MSCI AC ex. Nordic

Minimum purchase: 50 EUR

Fixed management fee: 1.00 %

Performance fee: 10 % (see prospectus for details)

Ongoing charge: 1.00 %

Number of holdings: 50

SFDR: Article 8



Søren Milo Christensen
Managed fund since
09 April 2018



Sondre Solvoll Bakketun
Managed fund since
08 November 2022

Investment strategy

SKAGEN Vekst invests in companies that are attractively priced relative to expected profitability and growth. The majority of the fund is invested in the Nordic region and the remainder worldwide. The fund is suitable for investors with a minimum five-year investment horizon. Subscriptions are made in fund units and not directly in stocks or other securities. The benchmark reflects the fund's investment mandate. Since the fund is actively managed, the portfolio will deviate from the composition of the benchmark. Effective 01.01.2014, the fund's investment mandate changed from investing a minimum of 50% of its assets in Norway to investing a minimum of 50% of its assets in the Nordic countries. This means that returns prior to the change were achieved under different circumstances than they are today.

SKAGEN Vekst A

RISK PROFILE



4 of 7

YTD RETURN

10.03 %

29.09.2023

ANNUAL RETURN

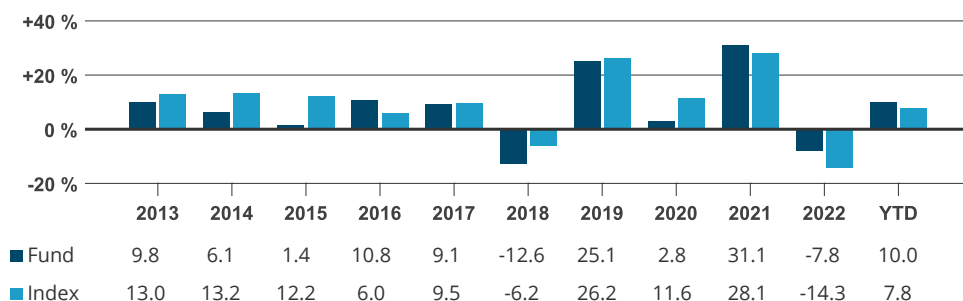
7.81 %

Average last 5 years

Monthly report for September as of 30.09.2023. All data in EUR unless otherwise stated.

Historical returns are no guarantee for future returns. Future returns will depend, inter alia, on market developments, the fund manager's skills, the fund's risk profile and subscription and management fees. The return may become negative as a result of negative price developments. The fund's Key Investor Information Document and prospectus are available on www.skagenfunds.com

Historical return in EUR (net of fees)



Prior to 01.01.2014, the benchmark index was an evenly composed benchmark index consisting of the Oslo Stock Exchange Benchmark Index (OSEBX) and the MSCI All Country World. The benchmark index prior to 01.01.2010 was the Oslo Stock Exchange Benchmark Index (OSEBX).

Period	Fund (%)	Index (%)	Key figures	1 year	2 years	3 years
Last month	1.65	-0.57	Standard deviation	-	-	15.26
Year to date	10.03	7.82	Standard deviation index	-	-	15.35
Last 12 months	19.37	15.00	Tracking error	-	-	7.42
Last 3 years	16.31	9.12	Information ratio	-	-	0.95
Last 5 years	7.81	7.88	Active share: 79 %			
Last 10 years	7.30	9.20				
Since inception	12.21	9.47				

Returns over 12 months are annualised.

Quarterly commentary, Q3 2023

Global stock markets were generally weak in the third quarter as investors are concerned about rising interest rates. SKAGEN Vekst did much better than the overall market helped by strong performance from several of our largest holdings.



September was the weakest month of the year for global stock markets as renewed inflation fears on the back of rising oil prices, combined with stresses in China's property sector drove the market lower. SKAGEN Vekst significantly outperformed the benchmark in the month as our limited exposure to expensive high growth companies insulated the fund from the downside risk from higher rates. The fund also benefited from a rising oil price as we have sizeable positions in the energy sector through companies like CNOOC and Shell. Combined with a weaker currency, Norwegian based investors in SKAGEN Vekst only saw a marginally negative return for the month. The telecom provider Telenor was the largest positive contributor to the absolute return in September, as the general risk-off mood lifted most defensive stocks. In addition, the stock price was boosted by some positive news flow as several analysts upgraded the stock on expectations of solid cash flow generation in the coming years combined with general positivity around the likely exit from Asia. The recent string of leadership reshuffles has also been positive, as they clearly signal progress on the strategic pivot away from Asia. Yara was another strong performer in September as fertilizer prices continued to rebound. Both urea and ammonia prices rose strongly, helped by improved demand from India and Brazil, at the same time as China limited its urea exports for Q4. Ammonia prices in particular were strong, almost doubling from the end of August.

The Danish service facility company ISS was among the largest detractors to the fund's absolute return in September as renewed fears around reduced office space hurt the share price. While we agree that reduced office space will be a headwind for its cleaning business, we find this more than reflected in the current share price. Also, lower growth will have a positive impact on free cash flow as it releases working capital. We firmly expect the company to take advantage of this in the form of buybacks and used the weakness to increase our position in the stock. The US IT company Broadcom also had a challenging month as it fell in tandem with the wider IT sector on fears of higher interest rates. Unlike many of its peers, Broadcom does not trade at an excessive valuation, despite being a clear beneficiary of key clients like Google, Apple, Facebook, and Microsoft increasing investments in artificial intelligence (AI). It continues to be a high conviction holding, and we used the weakness to increase our position.

We also used the broad-based weakness in the IT sector to increase our exposure to several of our existing holdings like TietoEvry and Kinnevik towards the end of the month. In China, we shifted our exposure from China Mobile to Alibaba, as divergent share price performance has changed the relative attractiveness of these positions. We also increased our exposure to the Swedish mining company Boliden. The company has had some setbacks in 2023 with lower grades than anticipated in addition to a large fire at one of its smelters. The low zinc prices have also contributed to weaker earnings and temporary closure of the Tara mine. We see the current issues as mostly temporary, and believe that the company will be able to revert to its long-term operational trend. The key metals produced by Boliden are geared towards decarbonisation and the energy transition of the global economy – something that is far from reflected in the current share price.

We still favour attractively priced companies within the financial, industrial, and energy sectors. These are also sectors where earnings expectations and valuation will not be unduly hurt in an environment where inflation does not return to the abnormally low levels we saw in the aftermath of the pandemic.

Contribution last month

 Largest contributors	Weight (%)	Contribution (%)	 Largest detractors	Weight (%)	Contribution (%)
Telenor ASA	4.04	0.26	ISS A/S	2.77	-0.39
Cnooc Ltd	2.80	0.20	Broadcom Inc	3.66	-0.37
Yara International ASA	3.71	0.15	Carlsberg AS	2.42	-0.32
H Lundbeck A/S	2.39	0.15	Essity AB	2.99	-0.21
Shell PLC	3.35	0.13	Applied Materials Inc	1.50	-0.15

Absolute contribution based on NOK returns at fund level.

Portfolio information

Top 10 investments	Share (%)	Country exposure	Share (%)	Sector exposure	Share (%)
Novo Nordisk A/S	8.5	Denmark	19.6	Financials	19.3
Telenor ASA	4.2	United States	13.7	Industrials	15.9
Nordea Bank Abp	3.9	Finland	10.4	Information technology	11.5
Yara International ASA	3.8	Norway	10.3	Communication Services	11.1
Broadcom Inc	3.7	South Korea	10.3	Health care	11.0
Cash equivalent	3.7	China	9.7	Materials	9.9
Shell PLC	3.4	Sweden	8.3	Energy	6.8
UPM-Kymmene Oyj	3.2	Brazil	3.8	Consumer Staples	6.3
KB Financial Group Inc	3.0	CASH	3.6	Cash, not invested	3.6
Essity AB	3.0	Netherlands	3.4	Consumer discretionary	2.5
Total share	40.5 %	Total share	93.2 %	Total share	97.9 %

Sustainability

SKAGEN's approach to sustainability

Our ESG approach is built on four pillars. In keeping with SKAGEN's active investment philosophy, our sustainability activities centre on active engagement with our holding companies, which is where we believe we can have the greatest impact. We recognise, however, that the full potential of a sustainable investment strategy is best realised when combining the following four pillars.

- ✓ Exclusion
- ✓ Enhanced due diligence
- ✓ ESG factsheet
- ✓ Active ownership

IMPORTANT INFORMATION

This is a marketing communication. Except otherwise stated, the source of all information is SKAGEN AS. Statements reflect the portfolio managers viewpoint at a given time, and this viewpoint may be changed without notice.

Future fund performance is subject to taxation which depends on the personal situation of each investor, and which may change in the future. The tax treatment of the gains and losses made by the investor and distributions received by the investor depend on the individual circumstances of each investor and may imply the payment of additional taxes. Before any investment is made in the Fund, investors are urged to consult with their tax advisor for a complete understanding of the tax regime, which is applicable to their individual case.

SKAGEN AS is a management company authorised by the Norwegian supervisory authority, Finanstilsynet, for the management of UCITS under the Norwegian Act on Securities Funds. SKAGEN AS has its registered office at Skagen 3, Torgterrassen, 4006 Stavanger, Norway. SKAGEN AS is part of the Storebrand Group and owned 100% by Storebrand Asset Management AS. Storebrand Group consists of all companies owned directly or indirectly by Storebrand ASA.

No offer to purchase units can be made or accepted prior to receipt by the offeree of the Fund's prospectus and PRIIPs KID (for UK: KIID) and the completion of all appropriate documentation. You can download more information including subscription/redemption forms, full prospectus, PRIIPs KID (for UK: KIID), General Commercial Terms, Annual Reports and Monthly Reports in English language from SKAGEN's webpages <https://www.skagenfunds.com/funds>

Investors rights to complain and certain information on redress mechanisms are made available to investors pursuant to our complaints handling policy and procedure. The summary of investor rights in English is available here: <https://www.skagenfunds.com/contact/investor-rights/> The investor rights summary is available in all languages of the countries where the fund

is registered with the national Financial Services Authority. Please refer to SKAGEN's webpages and choose your respective country for this information.

SKAGEN AS may terminate arrangements for marketing under the Cross-border Distribution Directive denotification process.

For further information about sustainability-related aspects of the Fund, including the sustainability disclosure summary in English, please refer to: <https://www.skagenfunds.com/sustainability/sustainable-investing/> The sustainability disclosure summary is available in all languages of the countries where the fund is registered with the national Financial Services Authority. Please refer to SKAGEN's webpages and choose your respective country for this information.

The decision to invest in the Fund should take into account all the characteristics or objectives of the Fund as described in its prospectus <https://www.skagenfunds.com/funds>

Important information for UK Investors

SKAGEN AS UK Branch is located at 15 Stratton Street, London, W1J 8LQ. The SKAGEN AS UK Branch is authorised by Finanstilsynet and subject to the Financial Conduct Authority's Temporary Permission regulation. Details about the extent of the authorisation and regulation by the Financial Conduct Authority are available on request. The SKAGEN AS UK Branch has temporary permission from the UK FCA to carry out its authorised activities under the UCITS Directive. For more information, please contact SKAGEN's team based in the UK office:

<https://www.skagenfunds.co.uk/contact-us-uk/>

Important Information for Luxembourg Investors

SKAGEN AS has appointed Svenska Handelsbanken as Paying Agent.

Svenska Handelsbanken AB (publ), Luxembourg Branch, 15, Rue Bender, L-1229 Luxembourg. For more information, please contact SKAGEN's Stavanger based International team: international@skagenfunds.com

Important Information for Irish Investors

In Ireland, SKAGEN AS has appointed Caceis Ireland Limited, One Custom House Plaza, International Financial Services Centre, Dublin, to act as Paying Agent for Ireland. For more information, please contact SKAGEN's Stavanger based International team: international@skagenfunds.com

Important Information for Dutch Investors

For more information, please contact SKAGEN's Stavanger based international team: international@skagenfunds.com

Important Information for Icelandic Investors

For more information, please contact SKAGEN's Stavanger based international team: international@skagenfunds.com