



Fund facts

ISIN: NO0010735137

Launch date, share class: 26.05.2015

Launch date, fund: 26.05.2015

Domicile: NO

NAV: 19.77 GBP

AUM: 250 MGBP

Benchmark index: MSCI All Country World Index

Minimum purchase: 25 GBP

Number of holdings: 49



Jonas Edholm
Managed fund since
25 May 2015



David Harris
Managed fund since
30 June 2016

Investment strategy

SKAGEN Focus is a high conviction equity fund that seeks to generate long-term capital growth by investing in a portfolio of global companies across the market capitalisation spectrum, with the majority of exposure invested in small and mid-cap companies. Subscriptions are made in fund units and not directly in stocks or other securities. The benchmark reflects the fund's investment mandate. Since the fund is actively managed, the portfolio will deviate from the composition of the benchmark.

Cost information

For explanation of the overall impact of costs on the investment and expected returns please refer to the Key Information Document.

Ongoing cost: 1,30 % (Of which management fee is: 1,30 %)

Performance fee: 10,00 % (see prospectus for details)

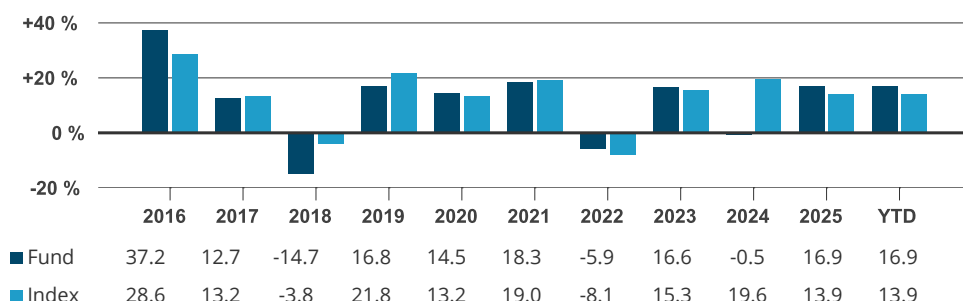
SKAGEN Focus B

Monthly report for December as of 31.12.2025. All data in GBP unless otherwise stated.

This is a marketing communication. Please refer to the prospectus before making any final investment decisions.

Historical returns are no guarantee for future returns. Future returns will depend, inter alia, on market developments, the fund manager's skills, the fund's risk profile and subscription and management fees. The return may become negative as a result of negative price developments. The fund's Key Investor Information Document and prospectus are available on www.skagenfunds.com

Historical return in GBP (net of fees)



Period	Fund (%)	Index (%)	Key figures	1 year	3 years	5 years
Last month	3.42	-0.46	Standard deviation	10.76	11.28	12.40
Year to date	16.87	13.91	Standard deviation index	12.60	9.60	10.67
Last 12 months	16.87	13.91	Tracking error	6.83	8.09	9.09
Last 3 years	10.66	16.23	Information ratio	0.43	-0.69	-0.33
Last 5 years	8.56	11.55	Active share: 100 %			
Last 10 years	10.27	12.74				
Since inception	8.37	11.62				

Returns over 12 months are annualised.

Risk profile (SRRI)

We have classified this product as **5 out of 7**, which is a medium-high risk class.

The summary risk indicator is a guide to the level of risk of this product compared to other products. It shows how likely it is that the product will lose money because of movements in the markets. A medium-high risk class rates the potential losses from future performance at a medium-high level. Other risks materially relevant to the PRIIP not included in the summary risk indicator: Event risk, liquidity risk, operational risk, counterparty risk, derivatives risk and currency risk. If the fund invests in securities in a currency other than the fund's base currency, the value is affected by changes in the exchange rate. In addition, the value of your payout may be affected if your local currency is different from the fund's currency. This product does not include any protection from future market performance so you could lose some or all of your investment.

Q4 commentary, December 2025

Global equity markets remained deeply polarised during the fourth quarter, extending a pattern that has defined much of the year. The recovery from the sharp sell-off following the so-called "Liberation Day" in early April continued as markets gradually climbed the wall of worry, helped by trade deals and easing tariff concerns. However, the rebound has been highly uneven. A very narrow group of large and mega-cap stocks – particularly those linked to artificial intelligence – has dominated index-level returns, driving global equity concentration to historically elevated levels.

The AI investment world has been characterised by circular investment flows among key players, mostly unfinanced massive capital expenditure programs and deteriorating quality of balance sheets. At year end, some cracks started to appear in the AI-related stock universe as investors began to question the financing of the investment programs and the potential mismatch of future income streams and liabilities. In contrast, stocks tied to the traditional real economy – particularly small and mid-cap



companies – remain priced at depressed valuation levels, especially outside the US. In Europe, investors are still awaiting confirmation of a cyclical upturn which has long been anticipated but which did not materialise during the year. European policymakers are about to put in place trade barriers, for instance the “Steel Shield” and CABM - all planned for launch in 2026. European countries are ramping up spending in infrastructure and defence – which should be very supportive for the cyclical industries in the region. Lastly, at the end of the year, a potential peace deal or at least a ceasefire in Ukraine looks to be drawing closer and could catapult a substantial growth impulse and lower the elevated risk premium in European equities. Against this backdrop, global equity markets once again favoured large and mega-cap stocks. Despite this environment, SKAGEN Focus has managed to outperform the MSCI ACWI both during the last quarter and for the full year, on the back of strong underlying positions driving performance. The fund also outperformed the MSCI ACWI SMID index in the quarter and the year. Several positions reached our price targets during the quarter and were exited in line with our disciplined investment process. We closed our positions in South Korean semiconductor equipment maker Eugene Technology and Canadian Silver producer Silvercorp Metals, both of which had re-rated strongly during the year. We sold US regional bank Comerica following a buy-out offer from Fifth Third Bancorp, crystallising value after a strong investment journey. We also exited Interfor, as operating challenges and balance sheet deterioration moved beyond our investment case tolerance.

During the quarter, we initiated several new positions where we believe market pricing continues to reflect overly pessimistic assumptions. We initiated a position in Italian regional bank Banca Monte dei Paschi di Siena, where improving asset quality, strong capital generation and a clearer path towards normalised returns are not yet fully reflected in the valuation. We also added US marketing service provider Omnicom, which offers resilient cash generation, disciplined capital allocation and an attractive valuation despite cyclical concerns around advertising spend and AI disruption. We also initiated a new position in Aumovio, the recently spun-off automotive supplier from Continental. The company remains below the radar for many investors and combines a robust balance sheet with a severely discounted exposure to a gradual normalisation in global automotive production.

South Korea was a key driver of performance during the year, and three of our five strongest performers originated from the region. Improved sentiment around corporate governance reform and capital allocation discipline continued to benefit selected holdings, although we believe the re-rating journey is far from complete – particularly among smaller-cap companies. We therefore maintain a substantial exposure to South Korean equities at year-end. During the fourth quarter our strongest contributor to performance was our largest position, namely South Korean auto parts producer Hyundai Mobis, followed by German Aumovio and Dutch stainless steel maker Aperam. Hyundai Mobis performed well as investors increasingly recognise its strategic position within the Hyundai group and the optionality embedded in a potential structural simplification. Aperam benefited from improving expectations for European steel demand and the prospect of a more supportive pricing environment ahead of trade protection measures. On the weaker side, the largest detractors during the quarter were UK discount retailer B&M, French and US homebuilders Nexity and Beazer Homes. These positions were impacted by continued pressure on consumer and housing-related activity, as higher-for-longer interest rates delayed the expected normalisation in their respective end-markets.

Our positioning at year-end reflects a strong emphasis on earnings normalisation across cyclical sectors in Europe, combined with a continued underweight to US equities driven by valuation considerations. At year-end, the portfolio holds 48 positions, with the top 10 accounting for approximately 33% of assets. The average market cap in the fund is about USD 5bn and the upside to our aggregated price targets going into 2026 is currently around 70%. Portfolio valuation metrics remain highly attractive, with the fund trading at approximately 0.7x book value and 9x forward earnings.

Contribution last month

 Largest contributors	Weight (%)	Contribution (%)	 Largest detractors	Weight (%)	Contribution (%)
Hyundai Mobis Co Ltd	4.82	0.99	Beazer Homes USA Inc	1.40	-0.18
Aumovio SE	3.75	0.56	Takeuchi Manufacturing Co Ltd	2.29	-0.14
Methanex Corp	2.86	0.33	Albertsons Cos Inc	1.25	-0.09
Banca Monte dei Paschi di Siena SpA	2.15	0.30	Swire Pacific Ltd	2.52	-0.07
Ayvens SA	3.76	0.30	Takuma Co Ltd	2.45	-0.05

Absolute contribution to fund's return in NOK

Portfolio information

Top 10 investments	Share (%)	Country exposure	Share (%)	Sector exposure	Share (%)
Hyundai Mobis Co Ltd	5.1	South Korea	21.5	Industrials	24.5
Aumovio SE	4.0	France	11.7	Financials	22.6
Ayvens SA	3.8	United States	9.6	Consumer discretionary	20.8
KCC Corp	3.3	Japan	9.5	Materials	20.1
Befesa SA	3.2	Germany	8.1	Communication Services	4.2
Samsung Fire & Marine Insurance Co Ltd	3.0	Spain	6.0	Consumer Staples	2.4
Korean Reinsurance Co	2.8	Canada	4.5	Information technology	2.3
Acerinox SA	2.8	Italy	4.2	Real estate	0.9
Methanex Corp	2.6	Mexico	4.1		
Mazda Motor Corp	2.5	United Kingdom	3.8		
Total share	33.1 %	Total share	83.0 %	Total share	97.7 %

Sustainability

SKAGEN's approach to sustainability

Our ESG approach is built on four pillars. In keeping with SKAGEN's active investment philosophy, our sustainability activities centre on active engagement with our holding companies, which is where we believe we can have the greatest impact. We recognise, however, that the full potential of a sustainable investment strategy is best realised when combining the following four pillars.

- ✓ Exclusion
- ✓ Enhanced due diligence
- ✓ ESG factsheet
- ✓ Active ownership

Article 8

Sustainable Finance Disclosure Regulation (SFDR)

The product promotes environmental and social characteristics by directing its capital towards companies and issuers that meet defined ESG (environmental, social and governance) criteria. This is achieved through compliance with international norms and conventions, by taking into account negative impacts on sustainable development (PAI) and through product- or activity-based exclusions. See the prospectus for more information on the products sustainability characteristics.

IMPORTANT INFORMATION

This is a marketing communication. Except otherwise stated, the source of all information is Storebrand Asset Management AS. Statements reflect the portfolio managers viewpoint at a given time, and this viewpoint may be changed without notice.

Future fund performance is subject to taxation which depends on the personal situation of each investor, and which may change in the future.

The tax treatment of the gains and losses made by the investor and distributions received by the investor depend on the individual circumstances of each investor and may imply the payment of additional taxes. Before any investment is made in the Fund, investors are urged to consult with their tax advisor for a complete understanding of the tax regime, which is applicable to their individual case.

Storebrand Asset Management AS is a management company authorised by the Norwegian supervisory authority, Finanstilsynet, for the management of

UCITS under the Norwegian Act on Securities Funds and has its registered office at Professor Kohts vei 9, 1366 Lysaker, Norway. Storebrand Asset management AS is part of the Storebrand Group and owned 100% by Storebrand ASA. Storebrand Group consists of all companies owned directly or indirectly by Storebrand ASA.

No offer to purchase units can be made or accepted prior to receipt by the offeree of the Fund's prospectus and PRIIPS KID (for UK: KIID) and the completion of all appropriate documentation. You can download more information including subscription/redemption forms, full prospectus, PRIIPs KID (for UK: KIID), General Commercial Terms, Annual Reports and Monthly Reports in English language from SKAGEN's webpages.

Investors rights to complain and certain information on redress mechanisms are made available to investors pursuant to our complaints handling policy and procedure. The summary of investor rights in English is available here: www.skagenfunds.com/contact/investor-rights/ The investor rights summary is available in all languages of the countries where the fund is registered with the national Financial Services Authority. Please refer to SKAGEN's webpages and choose your respective country for this information.

Storebrand Asset Management AS may terminate arrangements for marketing under the Cross-border Distribution Directive denotification process.

For further information about sustainability-related aspects of the Fund, including the sustainability disclosure summary in English, please refer to: www.skagenfunds.com/sustainability/sustainable-investing/ The sustainability disclosure summary is available in all languages of the countries where the fund is registered with the national Financial Services Authority. Please refer to SKAGEN's webpages and choose your respective country for this information.

The decision to invest in the Fund should take into account all the characteristics or objectives of the Fund as described in its prospectus.

Important information for UK Investors

Storebrand Asset Management AS has established a subsidiary in the UK. Storebrand Asset Management UK Ltd is located at 15 Stratton Street, London, W1J 8LQ. Storebrand Asset Management UK Ltd is an Appointed Representative of Robert Quinn Advisory LLP, which is authorised and regulated by the Financial Conduct Authority. Storebrand Asset Management UK Ltd is incorporated in England and the registered office is at 15 Stratton Street, London, England, W1J 8LQ. The investment products and services of Storebrand Asset Management UK Ltd are only available to professional clients and eligible counterparties. They are not available to retail clients. For more information, please contact Storebrand Asset management UK Ltd.'s team.

Important Information for Luxembourg Investors

For more information, please contact SKAGEN's Stavanger based International team: international@skagenfunds.com
For Facilities Services information please refer to our webpages.

Important Information for Irish Investors

For more information, please contact SKAGEN's Stavanger based International team: international@skagenfunds.com
For Facilities Services information please refer to our webpages.

Important Information for Dutch Investors

For more information, please contact SKAGEN's Stavanger based international team: international@skagenfunds.com
For Facilities Services information please refer to our webpages.

Important Information for Icelandic Investors

For more information, please contact SKAGEN's Stavanger based international team: international@skagenfunds.com
For Facilities Services information please refer to our webpages.